

## TYPE YSR-TC

### HYREDUCER™ In-Line Long Barrel Reducer Splice Kits for Telecommunications Applications with Inspection Window

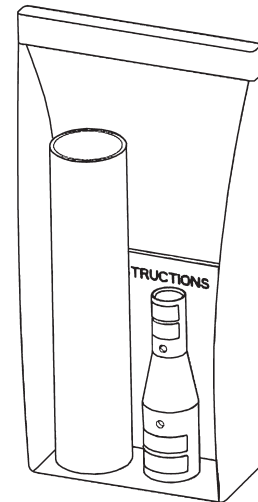
Type YSR-TC reducing splice kits provide for splicing two different cable sizes with inspection holes. The larger conductor is inserted first and butts against the center of the connector where the smaller barrel begins. Constructed from seamless, high conductivity electrolytic copper tubing for maximum conductivity and tin plated to resist corrosion. The YSR-TC family also features the BURNDY® color code system.

### Features & Benefits

- Each splice kit includes one YSR-TC compression in-line splice reducer connector and heat shrink
- The YSR-TC type reducing compression splice connector provided in the kit is UL Listed in accordance with UL 486A-486B - Wire Connectors; UL Listed 90°C up to 35kV
- Barrels have 2 inspection windows on each side to allow for visual verification that the wire has been fully inserted prior to crimping the splice
- Designed configurations allow for copper code-to-code wire connections, copper code-to-flex wire connections, and copper flex-to-flex wire connections; see table for more complete details
- Barrel is designed with a taper to accommodate a main run wire that is reduced to a smaller tap wire
- Barrel also provided with an internal chamfer at the wire entry to ensure smooth insertion of the wire, preventing possible damaging of the wire strands during insertion
- Electro-tin plated unless otherwise specified to reduce galvanic corrosion (bimetallic) and resist corrosive elements
- Long barrel allows for an increased number of crimps which will increase the mechanical strength of the connection
- Connectors clearly marked with color coding
- Can be used in place of H-taps; the in-line design saves space in cable trays and other similar applications

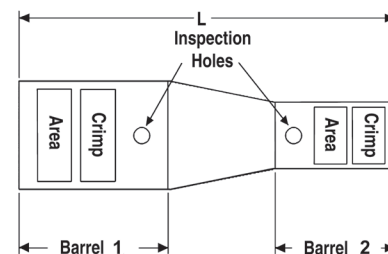
### Accessories

- Hardware - Section F
- PENETROX™ Oxide Inhibitor - Section F
- Heat and Cold Shrink Tubing - Section D
- WIREMIKE™ Wire Micrometer - Section F
- Wire Management (Cable Ties) - Section G



### Connector with Clear Heat Shrink Kit

Clear heat shrink UL224 VW1 Listed. Passes TELCORDIA GR-347-CORE Abrasion and Cut Test up to 750 kcmil Class B code cable; contact factory for 750 flex cable applications.



# Compression Connections

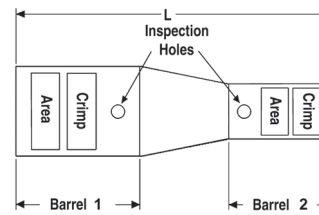
Copper Code / Flex — Reducing Splice Kit  
Long Barrel — with Inspection Window

## TYPE YSR-TC (Continued)

HYREDUCER™ In-Line Long Barrel Reducer Splice Kits  
with Inspection Window

### Connector with Clear Heat Shrink Kit

Clear heat shrink UL224 VW1 Listed. Passes TELCORDIA GR-347-CORE  
Abrasion and Cut Test up to 750 kcmil Class B code cable; contact factory for  
750 flex cable applications.



Kit Catalog Number	Overall Length (L)	Barrel 1					Barrel 2				
		Copper Wire Size		Dimensions		Color Code & Die Index #	Copper Wire Size		Dimensions		Color Code & Die Index #
		Conductor	MM <sup>2</sup>	Outside Diameter (OD)	Barrel Length (B)		Conductor	MM <sup>2</sup>	Outside Diameter (OD)	Barrel Length (B)	
YSR44FX39TCKITC	6.69	750 KCMIL G,H 777 DLO	500 MM <sup>2</sup> Class 5	1.49	3.35	Yellow L115	750 KCMIL B,C	-	1.30	2.82	Black 24
YSR44FX34TCKITC	7.23	750 KCMIL G,H 777 DLO	500 MM <sup>2</sup> Class 5	1.49	3.35	Yellow L115	500 KCMIL B,C	240 MM <sup>2</sup> Class 2	1.06	2.75	Brown 20
YSR44FX31TCKITC	7.47	750 KCMIL G,H 777 DLO	500 MM <sup>2</sup> Class 5	1.49	3.35	Yellow L115	350 KCMIL B,C	185 MM <sup>2</sup> Class 2	0.88	2.51	Red 18
YSR3931TCKITC	6.43	750 KCMIL B,C	-	1.30	2.82	Black 24	350 KCMIL B,C	185 MM <sup>2</sup> Class 2	0.88	2.51	Red 18
YSR3928TCKITC	6.51	750 KCMIL B,C	-	1.30	2.82	Black 24	4/0 AWG B,C	-	0.69	2.11	Purple 15
YSR38FX31TCKITC	6.51	500 KCMIL H,I,K 550 KCMIL G,H,I 535 DLO	300 MM <sup>2</sup> Class 5	1.25	3.03	Pink L99	350 KCMIL B,C	185 MM <sup>2</sup> Class 2	0.88	2.51	Red 18
YSR38FX28TCKITC	6.59	500 KCMIL H,I,K 550 KCMIL G,H,I 535 DLO	300 MM <sup>2</sup> Class 5	1.25	3.03	Pink L99	4/0 AWG B,C	-	0.69	2.11	Purple 15
YSR3431TCKITC	5.74	500 KCMIL B,C	240 MM <sup>2</sup> Class 2	1.06	2.75	Brown 20	350 KCMIL B,C	185 MM <sup>2</sup> Class 2	0.88	2.51	Red 18
YSR3428TCKITC	5.82	500 KCMIL B,C	240 MM <sup>2</sup> Class 2	1.06	2.75	Brown 20	4/0 AWG B,C	-	0.69	2.11	Purple 15
YSR3425FXTCKITC	5.69	500 KCMIL B,C	240 MM <sup>2</sup> Class 2	1.06	2.75	Brown 20	1/0 AWG B,C,G,H,I,K,M DLO	50 MM <sup>2</sup> Class 5	0.56	1.66	Pink 12
YSR34FX28TCKITC	5.82	350 KCMIL G,H,I,K,M 373 DLO	240 MM <sup>2</sup> Class 5	1.06	2.75	Blue 19	4/0 AWG B,C	-	0.69	2.11	Purple 15
YSR34FX28FXTCKITC	5.83	350 KCMIL G,H,I,K,M 373 DLO	240 MM <sup>2</sup> Class 5	1.06	2.75	Blue 19	4/0 AWG B,C,G,H,I,K,M DLO	120 MM <sup>2</sup> Class 5	0.77	2.34	Purple 15
YSR34FX25FXTCKITC	5.69	350 KCMIL G,H,I,K,M 373 DLO	240 MM <sup>2</sup> Class 5	1.06	2.75	Blue 19	1/0 AWG B,C,G,H,I,K,M DLO	50 MM <sup>2</sup> Class 5	0.56	1.66	Pink 12
YSR3128TCKITC	5.10	350 KCMIL B,C	185 MM <sup>2</sup> Class 2	0.88	2.51	Red 18	4/0 AWG B,C	-	0.69	2.11	Purple 15

Separate Installation Tooling Chart follows.

## TYPE YSR-TC (Continued)

HYREDUCER™ In-Line Long Barrel Reducer  
Splice Kits with Inspection Window

Kit Catalog Number	Overall Length (L)	Barrel 1					Barrel 2				
		Copper Wire Size		Dimensions		Color Code & Die Index #	Copper Wire Size		Dimensions		Color Code & Die Index #
		Conductor	MM <sup>2</sup>	Outside Diameter (OD)	Barrel Length (B)		Conductor	MM <sup>2</sup>	Outside Diameter (OD)	Barrel Length (B)	
YSR3125FXTCKITC	4.97	350 KCMIL B,C	185 MM <sup>2</sup> Class 2	0.88	2.51	Red 18	1/0 AWG B,C,G,H,I,K,M DLO	50 MM <sup>2</sup> Class 5	0.56	1.66	Pink 12
YSR312CFXTCKITC	4.91	350 KCMIL B,C	185 MM <sup>2</sup> Class 2	0.88	2.51	Red 18	#2 AWG B,C,G,H,I,K,M DLO	35 MM <sup>2</sup> Class 5	0.46	1.33	Brown 10
YSR32FX29FXTCKITC	5.30	300 KCMIL G,H,I,K,M DLO	185 MM <sup>2</sup> Class 5	0.95	2.48	Red 18	250 KCMIL B,C 4/0 AWG G,H,I,K,M DLO	120 MM <sup>2</sup> Class 5	0.86	2.34	Yellow 16
YSR32FX28FXTCKITC	5.28	300 KCMIL G,H,I,K,M DLO	185 MM <sup>2</sup> Class 5	0.95	2.48	Red 18	4/0 AWG B,C,G,H,I,K,M DLO	120 MM <sup>2</sup> Class 5	0.77	2.34	Purple 15
YSR29FX25FXTCKITC	4.63	250 KCMIL B,C 4/0 AWG G,H,I,K,M DLO	120 MM <sup>2</sup> Class 5	0.86	2.36	Yellow 16	1/0 AWG B,C,G,H,I,K,M DLO	50 MM <sup>2</sup> Class 5	0.56	1.66	Pink 12
YSR29FX2CFXTCKITC	4.56	250 KCMIL B,C 4/0 AWG G,H,I,K,M DLO	120 MM <sup>2</sup> Class 5	0.86	2.36	Yellow 16	#2 AWG B,C,G,H,I,K,M DLO	35 MM <sup>2</sup> Class 5	0.46	1.33	Brown 10
YSR2825FXTCKITC	4.09	4/0 AWG B,C	-	0.69	2.11	Purple 15	1/0 AWG B,C,G,H,I,K,M DLO	50 MM <sup>2</sup> Class 5	0.56	1.66	Pink 12
YSR282CFXTCKITC	4.03	4/0 AWG B,C	-	0.69	2.11	Purple 15	#2 AWG B,C,G,H,I,K,M DLO	35 MM <sup>2</sup> Class 5	0.46	1.33	Brown 10
YSR286CFXTCKITC	4.25	4/0 AWG B,C	-	0.69	2.11	Purple 15	#6 AWG B,C,G,H,I,K,M DLO	16 MM <sup>2</sup> Class 5	0.31	1.27	Blue 7
YSR26FX6CFXTCKITC	3.86	2/0 AWG B,C,G,H,I,K,M DLO	70 MM <sup>2</sup> Class 5	0.63	1.85	Black 13	#6 AWG B,C,G,H,I,K,M DLO	16 MM <sup>2</sup> Class 5	0.31	1.27	Blue 7
YSR25FX6CFXTCKITC	3.48	1/0 AWG B,C,G,H,I,K,M DLO	50 MM <sup>2</sup> Class 5	0.56	1.66	Pink 12	#6 AWG B,C,G,H,I,K,M DLO	16 MM <sup>2</sup> Class 5	0.31	1.27	Blue 7
YSR2CFX6CFXTCKITC	2.88	#2 AWG B,C,G,H,I,K,M DLO	35 MM <sup>2</sup> Class 5	0.46	1.33	Brown 10	#6 AWG B,C,G,H,I,K,M DLO	16 MM <sup>2</sup> Class 5	0.31	1.27	Blue 7
YSR4CFX6CFXTCKITC	2.49	#4 AWG B,C,G,H,I,K,M DLO	-	0.38	1.15	Gray 8	#6 AWG B,C,G,H,I,K,M DLO	16 MM <sup>2</sup> Class 5	0.31	1.27	Blue 7

Separate Installation Tooling Chart follows.

# Compression Connections

Copper — Code / Flex — Reducing Splice Kit  
Long Barrel — with Inspection Window

## TYPE YSR-TC (Continued)

### HYDRAULIC INSTALLATION TOOLING CHART

Long Barrel with Inspection Window

Kit Catalog Number	Barrel	Strip Length	Color Code & Die Index #	Hydraulic Tools Dies Required (# of Crimps)					Hydraulic Dieless Tools Number of Crimps	
				PATMD / 600 / 500 Series	750 / 35 Series	45 Series Use PT6515 with U Dies	46 Series Use PUADP1 with U Dies	60 Series	81K / 81K2 / 4PC Series	644 / 444S Series
YSR44FX39TCKITC	1	3.09	Yellow L115	-	U44XRT (4)	U44XRT (4)	U44XRT (4) P44XRT (4)	L44RT (2)	3 CRIMPS	1 CRIMP
	2	2.71	Black 24	-	U39RT (4)	U39RT (4)	U39RT (4) P39RT (4)	L39RT (2)	4 CRIMPS	1 CRIMP
YSR44FX34TCKITC	1	3.09	Yellow L115	-	U44XRT (4)	U44XRT (4)	U44XRT (4) P44XRT (4)	L44RT (2)	3 CRIMPS	1 CRIMP
	2	2.66	Brown 20	W34RT (4) W34VT (4)	U34RT (4)	U34RT (4)	U34RT (4)	L34RT (2)	4 OVERLAPPING CRIMPS	1 CRIMP
YSR44FX31TCKITC	1	3.09	Yellow L115	-	U44XRT (4)	U44XRT (4)	U44XRT (4) P44XRT (4)	L44RT (2)	3 CRIMPS	1 CRIMP
	2	2.42	Red 18	W31RT (4) W31VT (4)	U31RT (4)	U31RT (4)	U31RT (4)	L31RT (1)	3 OVERLAPPING CRIMPS	1 CRIMP
YSR3931TCKITC	1	2.71	Black 24	-	U39RT (4)	U39RT (4)	U39RT (4) P39RT (4)	L39RT (2)	4 CRIMPS	1 CRIMP
	2	2.42	Red 18	W31RT (4) W31VT (4)	U31RT (4)	U31RT (4)	U31RT (4)	L31RT (1)	3 OVERLAPPING CRIMPS	1 CRIMP
YSR3928TCKITC	1	2.71	Black 24	-	U39RT (4)	U39RT (4)	U39RT (4) P39RT (4)	L39RT (2)	4 CRIMPS	1 CRIMP
	2	2.05	Purple 15	X28RT (6) W28RT (4) W28VT (4)	U28RT (2)	U28RT (2)	U28RT (2)	L28RT (1)	2 CRIMPS	1 CRIMP
YSR38FX31TCKITC	1	2.93	Pink L99	-	U38XRT (4)	U38XRT (4)	U38XRT (4)	L38RT(2)	2 CRIMPS	1 CRIMP
	2	2.47	Red 18	W31RT (4) W31VT (4)	U31RT (4)	U31RT (4)	U31RT (4)	L31RT (1)	3 OVERLAPPING CRIMPS	1 CRIMP
YSR38FX28TCKITC	1	2.93	Pink L99	-	U38XRT (4)	U38XRT (4)	U38XRT (4)	L38RT(2)	2 CRIMPS	1 CRIMP
	2	2.05	Purple 15	X28RT (6) W28RT (4) W28VT (4)	U28RT (2)	U28RT (2)	U28RT (2)	L28RT (1)	2 CRIMPS	1 CRIMP
YSR3431TCKITC	1	2.67	Brown 20	W34RT (4) W34VT (4)	U34RT (4)	U34RT (4)	U34RT (4)	L34RT (2)	4 OVERLAPPING CRIMPS	1 CRIMP
	2	2.42	Red 18	W31RT (4) W31VT (4)	U31RT (4)	U31RT (4)	U31RT (4)	L31RT (1)	3 OVERLAPPING CRIMPS	1 CRIMP
YSR3428TCKITC	1	2.67	Brown 20	W34RT (4) W34VT (4)	U34RT (4)	U34RT (4)	U34RT (4)	L34RT (2)	4 OVERLAPPING CRIMPS	1 CRIMP
	2	2.05	Purple 15	X28RT (6) W28RT (4) W28VT (4)	U28RT (2)	U28RT (2)	U28RT (2)	L28RT (1)	2 CRIMPS	1 CRIMP
YSR3425FXTCKITC	1	2.67	Brown 20	W34RT (4) W34VT (4)	U34RT (4)	U34RT (4)	U34RT (4)	L34RT (2)	4 OVERLAPPING CRIMPS	1 CRIMP
	2	1.68	Pink 12	X25RT (4) W25RT (4) W25VT (4)	U25RT (2)	U25RT (2)	U25RT (2)	-	2 CRIMPS	1 CRIMP

## TYPE YSR-TC (Continued)

### HYDRAULIC INSTALLATION TOOLING CHART

Long Barrel with Inspection Window

Kit Catalog Number	Barrel	Strip Length	Color Code & Die Index #	Hydraulic Tools Dies Required (# of Crimps)					Hydraulic Dieless Tools Number of Crimps	
				PATMD / 600 / 500 Series	750 / 35 Series	45 Series Use PT6515 with U Dies	46 Series Use PUADP1 with U Dies	60 Series	81K / 81K2 / 4PC Series	644 / 444S Series
YSR34FX28TCKITC	1	2.67	Blue 19	W32RT (4) W32VT (4)	U32RT (4)	U32RT (4)	U32RT (4)	L34RT (1)	2 CRIMPS	1 CRIMP
	2	2.05	Purple 15	X28RT (6) W28RT (4) W28VT (4)	U28RT (2)	U28RT (2)	U28RT (2)	L28RT (1)	2 CRIMPS	1 CRIMP
YSR34FX28FXTCKITC	1	2.67	Blue 19	W32RT (4) W32VT (4)	U32RT (4)	U32RT (4)	U32RT (4)	L34RT (1)	2 CRIMPS	1 CRIMP
	2	2.27	Purple 15	X28RT (6) W28RT (4) W28VT (4)	U28RT (2)	U28RT (2)	U28RT (2)	L28RT (1)	2 CRIMPS	1 CRIMP
YSR34FX25FXTCKITC	1	2.67	Blue 19	W32RT (4) W32VT (4)	U32RT (4)	U32RT (4)	U32RT (4)	L34RT (1)	2 CRIMPS	1 CRIMP
	2	1.61	Pink 12	X25RT (4) W25RT (4) W25VT (4)	U25RT (2)	U25RT (2)	U25RT (2)	-	2 CRIMPS	1 CRIMP
YSR3128TCKITC	1	2.42	Red 18	W31RT (4) W31VT (4)	U31RT (4)	U31RT (4)	U31RT (4)	L31RT (1)	3 OVERLAPPING CRIMPS	1 CRIMP
	2	2.05	Purple 15	X28RT (6) W28RT (4) W28VT (4)	U28RT (2)	U28RT (2)	U28RT (2)	L28RT (1)	2 CRIMPS	1 CRIMP
YSR3125FXTCKITC	1	2.42	Red 18	W31RT (4) W31VT (4)	U31RT (4)	U31RT (4)	U31RT (4)	L31RT (1)	3 OVERLAPPING CRIMPS	1 CRIMP
	2	1.61	Pink 12	X25RT (4) W25RT (4) W25VT (4)	U25RT (2)	U25RT (2)	U25RT (2)	-	2 CRIMPS	1 CRIMP
YSR312CFXTCKITC	1	2.42	Red 18	W31RT (4) W31VT (4)	U31RT (4)	U31RT (4)	U31RT (4)	L31RT (1)	3 OVERLAPPING CRIMPS	1 CRIMP
	2	1.29	Brown 10	X2CRT (2) W2CRT (2) W2CVT (2)	U2CRT (2)	U2CRT (2)	U2CRT (2)	-	2 CRIMPS	1 CRIMP
YSR32FX29FXTCKITC	1	2.40	Red 18	W31RT (4) W31VT (4)	U31RT (4)	U31RT (4)	U31RT (4)	L32RT (1)	2 CRIMPS	1 CRIMP
	2	2.27	Yellow 16	X29RT (8) W29RT (4) W29VT (4)	U29RT (2)	U29RT (2)	U29RT (2)	L29RT (1)	2 CRIMPS	1 CRIMP
YSR32FX28FXTCKITC	1	2.40	Red 18	W31RT (4) W31VT (4)	U31RT (4)	U31RT (4)	U31RT (4)	L32RT (1)	2 CRIMPS	1 CRIMP
	2	2.27	Purple 15	X28RT (6) W28RT (4) W28VT (4)	U28RT (2)	U28RT (2)	U28RT (2)	L28RT (1)	2 CRIMPS	1 CRIMP
YSR29FX25FXTCKITC	1	2.29	Yellow 16	X29RT (8) W29RT (4) W29VT (4)	U29RT (2)	U29RT (2)	U29RT (2)	L29RT (1)	2 CRIMPS	1 CRIMP
	2	1.61	Pink 12	X25RT (4) W25RT (4) W25VT (4)	U25RT (2)	U25RT (2)	U25RT (2)	-	2 CRIMPS	1 CRIMP

# Compression Connections

Copper — Code / Flex — Reducing Splice Kit  
Long Barrel — with Inspection Window

## TYPE YSR-TC (Continued)

### HYDRAULIC INSTALLATION TOOLING CHART

Long Barrel with Inspection Window

Kit Catalog Number	Barrel	Strip Length	Color Code & Die Index #	Hydraulic Tools Dies Required (# of Crimps)					Hydraulic Dieless Tools Number of Crimps	
				PATMD / 600 / 500 Series	750 / 35 Series	45 Series Use PT6515 with U Dies	46 Series Use PUADP1 with U Dies	60 Series	81K / 81K2 / 4PC Series	644 / 444S Series
YSR29FX2CFXTCKITC	1	2.29	Yellow 16	X29RT (8) W29RT (4) W29VT (4)	U29RT (2)	U29RT (2)	U29RT (2)	L29RT (1)	2 CRIMPS	1 CRIMP
	2	1.29	Brown 10	X2CRT (2) W2CRT (2) W2CVT (2)	U2CRT (2)	U2CRT (2)	U2CRT (2)	-	2 CRIMPS	1 CRIMP
YSR2825FXTCKITC	1	2.06	Purple 15	X28RT (6) W28RT (4) W28VT (4)	U28RT (2)	U28RT (2)	U28RT (2)	L28RT (1)	2 CRIMPS	1 CRIMP
	2	1.61	Pink 12	X25RT (4) W25RT (4) W25VT (4)	U25RT (2)	U25RT (2)	U25RT (2)	-	2 CRIMPS	1 CRIMP
YSR282CFXTCKITC	1	2.06	Purple 15	X28RT (6) W28RT (4) W28VT (4)	U28RT (2)	U28RT (2)	U28RT (2)	L28RT (1)	2 CRIMPS	1 CRIMP
	2	1.29	Brown 10	X2CRT (2) W2CRT (2) W2CVT (2)	U2CRT (2)	U2CRT (2)	U2CRT (2)	-	2 CRIMPS	1 CRIMP
YSR286CFXTCKITC	1	2.06	Purple 15	X28RT (6) W28RT (4) W28VT (4)	U28RT (2)	U28RT (2)	U28RT (2)	L28RT (1)	2 CRIMPS	1 CRIMP
	2	1.24	Blue 7	X5CRT (2) W5CRT (2) W5CVT (2)	U5CRT (2)	U5CRT (2)	U5CRT (2)	-	1 CRIMP	-
YSR26FX6CFXTCKITC	1	1.80	Black 13	X26RT (4) W26RT (4) W26VT (4)	U26RT (2)	U26RT (2)	U26RT (2)	-	2 CRIMPS	1 CRIMP
	2	1.24	Blue 7	X5CRT (2) W5CRT (2) W5CVT (2)	U5CRT (2)	U5CRT (2)	U5CRT (2)	-	1 CRIMP	-
YSR25FX6CFXTCKITC	1	1.63	Pink 12	X25RT (4) W25RT (4) W25VT (4)	U25RT (2)	U25RT (2)	U25RT (2)	-	2 CRIMPS	1 CRIMP
	2	1.24	Blue 7	X5CRT (2) W5CRT (2) W5CVT (2)	U5CRT (2)	U5CRT (2)	U5CRT (2)	-	1 CRIMP	-
YSR2CFX6CFXTCKITC	1	1.30	Brown 10	X2CRT (2) W2CRT (2) W2CVT (2)	U2CRT (2)	U2CRT (2)	U2CRT (2)	-	2 CRIMPS	1 CRIMP
	2	1.24	Blue 7	X5CRT (2) W5CRT (2) W5CVT (2)	U5CRT (2)	U5CRT (2)	U5CRT (2)	-	1 CRIMP	-
YSR4CFX6CFXTCKITC	1	1.12	Gray 8	X4CRT (2) W4CRT (2) W4CVT (2)	U4CRT (2)	U4CRT (2)	U4CRT (2)	-	1 CRIMP	-
	2	1.24	Blue 7	X5CRT (2) W5CRT (2) W5CVT (2)	U5CRT (2)	U5CRT (2)	U5CRT (2)	-	1 CRIMP	-

## TYPE YSR-TC (Continued)

### MECHANICAL INSTALLATION TOOLING CHART

Long Barrel with Inspection Window

Kit Catalog Number	Barrel	Strip Length	Color Code & Die Index #	Mechanical & Ratchet Dies Required (# of Crimps)		Mechanical & Ratchet Dedicated Die Tools Number of Crimps				
				MD6 / MD7 Series	OUR840	MY28 / MY29 Series	MRC840	MRE1022B / Y8MRB1 / Y10D / Y1022	Y122CMR	Y1MRTC
YSR44FX39TCKITC	1	3.09	Yellow L115	-	-	-	-	-	-	-
	2	2.71	Black 24	-	-	-	-	-	-	-
YSR44FX34TCKITC	1	3.09	Yellow L115	-	-	-	-	-	-	-
	2	2.66	Brown 20	W34RT (4)* W34VT (4)	-	-	-	-	-	-
YSR44FX31TCKITC	1	3.09	Yellow L115	-	-	-	-	-	-	-
	2	2.42	Red 18	W31RT (4)* W31VT (4)	-	-	-	-	-	-
YSR3931TCKITC	1	2.71	Black 24	-	-	-	-	-	-	-
	2	2.42	Red 18	W31RT (4)* W31VT (4)	-	-	-	-	-	-
YSR3928TCKITC	1	2.71	Black 24	-	-	-	-	-	-	-
	2	2.05	Purple 15	X28RT (6) W28RT (4) W28VT (4)	X28RT (6) W28RT (4)* W28VT (4)*	2 CRIMPS	4 CRIMPS	-	-	-
YSR38FX31TCKITC	1	2.93	Pink L99	-	-	-	-	-	-	-
	2	2.47	Red 18	W31RT (4)* W31VT (4)	-	-	-	-	-	-
YSR38FX28TCKITC	1	2.93	Pink L99	-	-	-	-	-	-	-
	2	2.05	Purple 15	X28RT (6) W28RT (4) W28VT (4)	X28RT (6) W28RT (4)* W28VT (4)*	2 CRIMPS	4 CRIMPS	-	-	-
YSR3431TCKITC	1	2.67	Brown 20	W34RT (4)* W34VT (4)	-	-	-	-	-	-
	2	2.42	Red 18	W31RT (4)* W31VT (4)	-	-	-	-	-	-
YSR3428TCKITC	1	2.67	Brown 20	W34RT (4)* W34VT (4)	-	-	-	-	-	-
	2	2.05	Purple 15	X28RT (6) W28RT (4) W28VT (4)	X28RT (6) W28RT (4)* W28VT (4)*	2 CRIMPS	4 CRIMPS	-	-	-
YSR3425FXTCKITC	1	2.67	Brown 20	W34RT (4)* W34VT (4)	-	-	-	-	-	-
	2	1.68	Pink 12	X25RT (4) W25RT (4) W25VT (4)	X25RT (4) W25VT (4)*	2 CRIMPS	4 CRIMPS	-	-	-
YSR34FX28TCKITC	1	2.67	Blue 19	W32VT (4)	-	-	-	-	-	-
	2	2.05	Purple 15	X28RT (6) W28RT (4) W28VT (4)	X28RT (6) W28RT (4)* W28VT (4)*	2 CRIMPS	4 CRIMPS	-	-	-
YSR34FX28FXTCKITC	1	2.67	Blue 19	W32VT (4)	-	-	-	-	-	-
	2	2.27	Purple 15	X28RT (6) W28RT (4) W28VT (4)	X28RT (6) W28RT (4)* W28VT (4)*	2 CRIMPS	4 CRIMPS	-	-	-

\* Not recommended due to handle force required for proper installation.



# Compression Connections

Copper — Code / Flex — Reducing Splice Kit  
Long Barrel — with Inspection Window

## TYPE YSR-TC (Continued)

### MECHANICAL INSTALLATION TOOLING CHART

Long Barrel with Inspection Window

Kit Catalog Number	Barrel	Strip Length	Color Code & Die Index #	Mechanical & Ratchet Dies Required (# of Crimps)		Mechanical & Ratchet Dedicated Die Tools Number of Crimps				
				MD6 / MD7 Series	OUR840	MY28 / MY29 Series	MRC840	MRE1022B / Y8MRB1 / Y10D / Y1022	Y122CMR	Y1MRTC
YSR34FX25FXTCKITC	1	2.67	Blue 19	W32VT (4)	-	-	-	-	-	-
	2	1.61	Pink 12	X25RT (4) W25RT (4) W25VT (4)	X25RT (4) W25VT (4)*	2 CRIMPS	4 CRIMPS	-	-	-
YSR3128TCKITC	1	2.42	Red 18	W31RT (4)* W31VT (4)	-	-	-	-	-	-
	2	2.05	Purple 15	X28RT (6) W28RT (4) W28VT (4)	X28RT (6) W28RT (4)* W28VT (4)*	2 CRIMPS	4 CRIMPS	-	-	-
YSR3125FXTCKITC	1	2.42	Red 18	W31RT (4)* W31VT (4)	-	-	-	-	-	-
	2	1.61	Pink 12	X25RT (4) W25RT (4) W25VT (4)	X25RT (4) W25VT (4)*	2 CRIMPS	4 CRIMPS	-	-	-
YSR312CFXTCKITC	1	2.42	Red 18	W31RT (4)* W31VT (4)	-	-	-	-	-	-
	2	1.29	Brown 10	X2CRT (2) W2CRT (2) W2CVT (2)	X2CRT (2)	2 CRIMPS	2 CRIMPS	-	4 CRIMPS	4 CRIMPS
YSR32FX29FXTCKITC	1	2.40	Red 18	W31VT (4)	-	-	-	-	-	-
	2	2.27	Yellow 16	X29RT (8) W29RT (4) W29VT (4)	X29RT (8) W29VT (4)*	2 CRIMPS	-	-	-	-
YSR32FX28FXTCKITC	1	2.40	Red 18	W31VT (4)	-	-	-	-	-	-
	2	2.27	Purple 15	X28RT (6) W28RT (4) W28VT (4)	X28RT (6) W28VT (4)*	2 CRIMPS	4 CRIMPS	-	-	-
YSR29FX25FXTCKITC	1	2.29	Yellow 16	X29RT (8) W29RT (4) W29VT (4)	X29RT (8) W29VT (4)*	2 CRIMPS	-	-	-	-
	2	1.61	Pink 12	X25RT (4) W25RT (4) W25VT (4)	X25RT (4) W25VT (4)*	2 CRIMPS	4 CRIMPS	-	-	-
YSR29FX2CFXTCKITC	1	2.29	Yellow 16	X29RT (8) W29RT (4) W29VT (4)	X29RT (8) W29VT (4)*	2 CRIMPS	-	-	-	-
	2	1.29	Brown 10	X2CRT (2) W2CRT (2) W2CVT (2)	X2CRT (2)	2 CRIMPS	2 CRIMPS	-	4 CRIMPS	4 CRIMPS
YSR2825FXTCKITC	1	2.06	Purple 15	X28RT (6) W28RT (4) W28VT (4)	X28RT (6) W28RT (4)* W28VT (4)*	2 CRIMPS	4 CRIMPS	-	-	-
	2	1.61	Pink 12	X25RT (4) W25RT (4) W25VT (4)	X25RT (4) W25VT (4)*	2 CRIMPS	4 CRIMPS	-	-	-

\* Not recommended due to handle force required for proper installation.



## TYPE YSR-TC (Continued)

### MECHANICAL INSTALLATION TOOLING CHART

Long Barrel with Inspection Window

Kit Catalog Number	Barrel	Strip Length	Color Code & Die Index #	Mechanical & Ratchet Dies Required (# of Crimps)		Mechanical & Ratchet Dedicated Die Tools Number of Crimps				
				MD6 / MD7 Series	OUR840	MY28 / MY29 Series	MRC840	MRE1022B / Y8MRB1 / Y10D / Y1022	Y122CMR	Y1MRTC
YSR282CFXTCKITC	1	2.06	Purple 15	X28RT (6) W28RT (4) W28VT (4)	X28RT (6) W28RT (4)* W28VT (4)*	2 CRIMPS	4 CRIMPS	-	-	-
	2	1.29	Brown 10	X2CRT (2) W2CRT (2) W2CVT (2)	X2CRT (2)	2 CRIMPS	2 CRIMPS	-	4 CRIMPS	4 CRIMPS
YSR286CFXTCKITC	1	2.06	Purple 15	X28RT (6) W28RT (4) W28VT (4)	X28RT (6) W28RT (4)* W28VT (4)*	2 CRIMPS	4 CRIMPS	-	-	-
	2	1.24	Blue 7	X5CRT (2) W5CRT (2) W5CVT (2)	X5CRT (2)	2 CRIMPS	2 CRIMPS	-	1 CRIMP	1 CRIMP
YSR26FX6CFXTCKITC	1	1.80	Black 13	X26RT (4) W26RT (4) W26VT (4)	X26RT (4) W26VT (4)*	2 CRIMPS	4 CRIMPS	-	-	-
	2	1.24	Blue 7	X5CRT (2) W5CRT (2) W5CVT (2)	X5CRT (2)	2 CRIMPS	2 CRIMPS	-	1 CRIMP	1 CRIMP
YSR25FX6CFXTCKITC	1	1.63	Pink 12	X25RT (4) W25RT (4) W25VT (4)	X25RT (4) W25VT (4)*	2 CRIMPS	4 CRIMPS	-	-	-
	2	1.24	Blue 7	X5CRT (2) W5CRT (2) W5CVT (2)	X5CRT (2)	2 CRIMPS	2 CRIMPS	-	1 CRIMP	1 CRIMP
YSR2CFX6CFXTCKITC	1	1.30	Brown 10	X2CRT (2) W2CRT (2) W2CVT (2)	X2CRT (2)	2 CRIMPS	2 CRIMPS	-	4 CRIMPS	4 CRIMPS
	2	1.24	Blue 7	X5CRT (2) W5CRT (2) W5CVT (2)	X5CRT (2)	2 CRIMPS	2 CRIMPS	-	1 CRIMP	1 CRIMP
YSR4CFX6CFXTCKITC	1	1.12	Gray 8	X4CRT (2) W4CRT (2) W4CVT (2)	X4CRT (2)	2 CRIMPS	2 CRIMPS	-	4 CRIMPS	4 CRIMPS
	2	1.24	Blue 7	X5CRT (2) W5CRT (2) W5CVT (2)	X5CRT (2)	2 CRIMPS	2 CRIMPS	-	1 CRIMP	1 CRIMP

\* Not recommended due to handle force required for proper installation.